

The advertisement call of two species of the *Rhinella granulosa* group (Anura: Bufonidae)

Ariovaldo Antonio Giaretta,¹ Isabelle Aquemi Haga,¹ and Felipe Silva de Andrade^{1,2}

¹ Laboratório de Taxonomia e Sistemática de Anuros Neotropicais (LTSAN), Instituto de Ciências Exatas e Naturais do Pontal (ICENP), Universidade Federal de Uberlândia (UFU). Ituiutaba, MG, Brazil. E-mail: aagiaretta@gmail.com.

² Laboratório de História Natural de Anfíbios Brasileiros (LaHNAB), Departamento de Biologia Animal, Instituto de Biologia, Universidade Estadual de Campinas (UNICAMP). Campinas, SP, Brazil.

Abstract

The advertisement call of two species of the *Rhinella granulosa* group (Anura: Bufonidae). The group of *Rhinella granulosa* presently harbors 14 species distributed in Central and South America. The advertisement calls of 12 species have been described. Herein, we provide data on the calls of *R. granulosa* and *R. merianae* recorded in populations far from locations of previous call descriptions, and we discuss possible causes of differences found. We used recordings of *R. granulosa* from the interior of Bahia State and recordings of *R. merianae* from Roraima. For both, calls consist of a long-lasting trill of four-pulsed notes. *Rhinella granulosa* calls last 3.7–9.6 s, have 121–283 notes, each lasting 19–25 ms released at a rate of 29.2–34.7/s, and with dominant frequency peaking between 2472–2809 Hz. *Rhinella merianae* calls last 4.0–7.1, have 153–217 notes, each lasting 17–20 ms, released at a rate of 37.7–39.5/s, and with dominant frequency peaking between 2959–3189 Hz. Both species are distinguished from most other species of the *R. granulosa* species group by the combination of pulse number and dominant frequency. Our data on *R. granulosa* differed ($p < 0.05$) in call duration and/or in dominant frequency from specimens from Natal (Rio Grande do Norte state) and Cabaceiras (Paraíba state). Our data on *R. merianae* appear to differ in dominant frequency from the only call (a single male) known from the Amazon River bank. The differences we found between our data and published call data suggest that further study of calls of additional populations of these species is warranted.

Keywords: Lissamphibia, bioacoustics, South American toads, taxonomy.

Resumo

O canto de anúncio de duas espécies do grupo de *Rhinella granulosa* (Anura: Bufonidae). O grupo de *Rhinella granulosa* atualmente abriga 14 espécies distribuídas nas Américas Central e do Sul, sendo conhecido o canto de anúncio de 12 delas. Descrevemos novos dados acústicos de *R. granulosa* e *R. merianae* oriundos de populações distantes daquelas com dados conhecidos e

Received 18 October 2018
Accepted 05 December 2018
Distributed December 2018

discutimos possíveis causas das diferenças encontradas. As gravações de *R. granulosa* são do interior do estado da Bahia e as de *R. merianae*, do estado de Roraima. Para ambas as espécies, o canto consiste em um trinado de longa duração de notas com quatro pulsos. O canto de *R. granulosa* tem duração de 3,7–9,6 s e 121–283 notas, tendo cada nota a duração de 19–25 ms, emitidas a uma taxa de 29,2–34,7/s, com seus picos de frequência dominante entre 2472 e 2809 Hz. O canto de *R. merianae* dura de 4,0–7,1 s, possui 153–217 notas, tendo cada nota a duração de 17–20 ms, emitidas a uma taxa de 37,7–39,5/s; os picos de frequência dominante das notas estão entre 2959 e 3189 Hz. Ambas as espécies podem ser diferenciadas da maioria das outras espécies do grupo pela combinação de número de pulsos e frequência dominante. Os dados de *R. granulosa* apresentados aqui diferiram ($p < 0,05$) na duração do canto e/ou frequência dominante dos dados conhecidos de espécimes de Natal (estado do Rio Grande do Norte) e Cabaceiras (estado da Paraíba). Nossos dados de *R. merianae* parecem diferir em frequência dominante dos dados de um único macho reportado da margem do Rio Amazonas. As diferenças acústicas encontradas encorajam futuras investigações taxonômicas que utilizem uma abordagem integrativa para ambas as espécies.

Palavras-chave: Lissamphibia, bioacústica, sapos sulamericanos, taxonomia.

Introduction

Rhinella Fitzinger, 1826 is an exclusively Neotropical true-toad (Bufonidae) taxon. The *Rhinella granulosa* group currently is comprised of 14 species distributed from Central America (Panamá) to southern South America (Argentina and Uruguay) (Narvaes and Rodrigues 2009, Murphy *et al.* 2017). A major taxonomic review based on morphology/morphometry was conducted by Narvaes and Rodrigues (2009) and later complemented by Murphy *et al.* (2017). Pereyra *et al.* (2015) provided a molecular phylogeny and discussed hybridization and introgression in this clade. So far, the advertisement calls of 12 species of the *R. granulosa* group have been described: *R. azarai* (Gallardo, 1965), *Rhinella beebei* (Gallardo, 1965), *R. bergi* (Céspedes, 2000), *R. centralis* Narvaes and Rodrigues, 2009, *R. dorbignyi* (Duméril and Bibron, 1841), *R. fernandezae* (Gallardo, 1957), *R. granulosa* (Spix, 1824), *R. humboldti* (Gallardo, 1965), *R. major* (Müller and Hellmich, 1936), *R. mirandaribeiroi* (Gallardo, 1965), *R. pygmaea* (Myers and Carvalho, 1952), and *R. merianae* (Gallardo, 1965) (Zweifel 1965, Köhler *et al.* 1997, Salas *et al.* 1998, Guerra *et al.* 2011, São-Pedro *et al.* 2011, Morais *et al.* 2012, Torres-Suárez and Vargas-Salinas 2013,

Carvalho *et al.* 2013, Protázio *et al.* 2015, Bernardes *et al.* 2015, Murphy *et al.* 2017). Calls are unknown for *R. nattereri* (Bokermann, 1967) and *R. bernardoii* (Sanabria, Quiroga, Arias, and Cortez, 2010).

Rhinella granulosa was described from the Brazilian state of Bahia and is thought to have a broad distribution across northeast Brazil (states of Bahia, Sergipe, Alagoas, Pernambuco, Paraíba, Rio Grande do Norte, Ceará, and Piauí) and northern states of southeastern Brazil (Minas Gerais and Espírito Santo) (Narvaes and Rodrigues 2009). Its call is known from specimens from Rio Grande do Norte (São-Pedro *et al.* 2011) and Paraíba (Protázio *et al.* 2015). *Rhinella merianae* was described from Essequibo River, Guiana and is known to occur in Venezuela, French Guiana, Suriname, and along the Solimões, Negro and Branco Rivers in the Brazilian states of Amazonas and Roraima (Narvaes and Rodrigues 2009). Its call is known from a male recorded at the margins of the Amazon River in central Amazonia (Guerra *et al.* 2011).

Herein we present data on the advertisement calls of *R. granulosa* and *R. merianae* recorded in populations distant from previous call descriptions. We found significant differences in these advertisement calls compared to original

descriptions attributed to these species, and we discuss the likely causes for such discrepancies.

Materials and Methods

Calls were recorded using Marantz digital recorders (PMD 670 and PMD 671) set at sampling rates of 44.1 or 48 kHz and 16-bit resolution, coupled to Sennheiser ME67/K6 or ME66/K6 directional microphones. Our recordings of *R. granulosa* are from Andaraí (12°48'13.85" S, 41°19'52.14" W, 403 m a.s.l.), Caetitê (14°03'53.56" S, 42°28'3.03" W, 793 m a.s.l.), and Xique-Xique (10°51'09.07" S, 42°38'06.63" W, 457 m a.s.l.), all municipalities in the interior state of Bahia. Because preliminary call analyses did not indicate major differences among these three populations (results not shown) and voucher specimens fit well with the diagnosis of Narvaes and Rodrigues (2009), samples were pooled for further analyses. Males of *R. merianae* were recorded at a site (02°45'30.84" N, 60°36'18.94" W, 76 m a.s.l.) along the highway BR 432, municipality of Cantá, state of Roraima. Voucher specimens are in the frog collection at Museu de Biodiversidade do Cerrado, Universidade Federal de Uberlândia: *R. granulosa* AAG-UFU 5132–3, 5610, 5663–4, and *R. merianae* AAG-UFU 5546–48, 5556–57. Further details on recordings including dates, time, recorders and microphones are in Appendix I.

Calls were analyzed in Raven Pro 1.5 (Bioacoustics Research Program 2014) with the following settings: window size = 256 samples, window type = Hann, 3 dB filter bandwidth = 270 Hz, overlap = 85% (locked), DFT size = 1024 samples, grid spacing = 43.1 Hz. Calls were filtered up to 400 Hz to reduce background noise (mostly wind) interference. Figures of calls were generated in Seewave (Sueur *et al.* 2008) in R 3.4.1 (R Core Team 2018) with 256 points resolution (FFT), Hanning window, and 85% overlap. Analyzed call definitions followed Köhler *et al.* (2017) and Raven Pro manual, as follows: call duration, call note number, note

duration, note rate, 5 and 95% frequencies, dominant frequency, note pulse number, first pulse duration, duration of the most energetic pulse, last pulse duration, and note and call intervals.

Significance of the differences of taxonomically relevant call features were tested in R based on descriptive statistics with the “*tt.brief*” function of the lessR package (Gerbing 2018) or raw data with the function “*Exact Wilcoxon Mann Whitney Rank Sum Test*” using the package coin (Resampling Statistics, function “*wilcox_test*”, Hothorn *et al.* 2008). As pulse duration varies within notes and authors seldom mentioned what pulses they measured, we avoided performing significance tests on this variable.

Results

Rhinella granulosa

Males called from the margins of a man-made pond surrounded by pasture (Caetitê) and along the margins of a shallow (< 1 m deep), sand-bottomed river crossing the urban area of Andaraí. Male SVL from these areas, including vouchers, are: mean = 49.3, SD = 3.22 mm, *N* = 10. The calls (*N* = 12 males, 41 calls, 821 notes) consist of a long-lasting trill of pulsed notes; maximum amplitude is reached quickly and remains constant to the end. Notes have four concatenated (no silence intervals) pulses (Figure 1); one male released a few notes with five pulses. Calls last from 3.7 to 9.6 s and have 121–283 notes per call. Notes last 19–25 ms and are released at a rate of 29.2–34.7/s. Dominant (= fundamental) frequency peaks range from 2472 to 2809 Hz. The most energetic pulses last 5–6 ms and the inter-note interval is 7–13 ms. Further details can be found in Table 1.

Rhinella merianae

Males were recorded while calling along scattered shallow pools (< 30 cm deep) of an almost empty abandoned fish pool and along

Table 1. Call features of our samples of *Rhinella granulosa* from Bahia state (Andaraí, Caetité, and Xique-Xique); and of *Rhinella merianae* from Roraima state (Cantá), Brazil. *N* = number of recorded males (analyzed notes). Values are mean \pm SD (range).

Call Features	<i>Rhinella granulosa</i> (Bahia state) <i>N</i> = 12 males (821)	<i>Rhinella merianae</i> (Roraima state) <i>N</i> = 5 males (399)
Call duration (s)	5.9 \pm 1.7 (3.7–9.6)	5.4 \pm 1.1 (4.0–7.1)
Intercall interval (s)	10.9 \pm 7.5 (5.0–25.9)	4.7 \pm 0.5 (4.4–5.1)
Number of notes per call	187 \pm 49.7 (121–283)	193 \pm 29.3 (153–217)
Note duration (ms)	21 \pm 2 (19–25)	19 \pm 1 (17–20)
Internote interval (ms)	10 \pm 2 (7–13)	7 \pm 1 (7–8)
Note rate (notes/second)	31.8 \pm 2.2 (29.2–34.7)	38.5 \pm 0.7 (37.7–39.5)
Pulses per note	4.1 \pm 0.3 (4.0–5.0)	3.8 \pm 0.4 (3.0–4.0)
First pulse duration (ms)	5 \pm 1 (5–7)	5 \pm 0 (5–5)
Most energetic pulse duration (ms)	5 \pm 0 (5–6)	5 \pm 0 (5–5)
Last pulse duration (ms)	5 \pm 1 (4–7)	5 \pm 1 (5–6)
Frequency 5% (Hz)	2282 \pm 73 (2192–2411)	2499 \pm 116 (2398–2680)
Frequency 95% (Hz)	3019 \pm 113 (2844–3173)	3377 \pm 102 (3273–3503)
Dominant frequency (Hz)	2640 \pm 112 (2472–2809)	3036 \pm 95 (2959–3189)

shallow pools (< 10 cm deep) along a dirt road. The co-occurrence with the Pseudinae aquatic frog *Lysapsus laevis* (Parker, 1935) suggests long-standing water in the fish pool. Surrounding natural vegetation includes a particular type of Amazonian savanna regionally called “lavrado” (Barbosa *et al.* 2007, Carvalho and Carvalho 2012); rivers are bordered by narrow riparian forests. SVL of vouchers are: mean = 45.1, SD = 4.16 mm, *N* = 5. The calls (*N* = 5 males, 20 calls, 399 notes) consist of a long-lasting trill of pulsed notes; maximum amplitude is reached quickly and remains constant to the end. Notes have four (rarely 3–4 pulses, *N* = one male) concatenated pulses (Figure 2). Calls last 4.0–7.1 s and have 153–217 notes per call. Notes last 17–20 ms and are released at 37.7–39.5/s. The dominant frequency (= fundamental) peaks are between 2959 and 3189 Hz. The most energetic pulse lasts 5 ms and the note interval is 7–8 ms. Further details are given in Table 1.

Discussion

Rhinella granulosa

The exact type locality of *R. granulosa* is unknown (Frost 2018) and potentially includes areas of the state of Bahia visited by Spix and Martius, which encompasses different environments such as Caatinga and Atlantic Forest (Narvaes and Rodrigues 2009). São-Pedro *et al.* (2011) described calls from around Natal (RN) (SVL mean = 43.4, SD = 3.76 mm, *N* = seven males), ca. 1000 km northeast of our sites. Their data (first values within parentheses) are significantly different from ours in call duration (mean 4.03 vs. 5.90 s; *t* = 2.779, *df* = 17, *p* = 0.013) and in dominant frequency (mean 2906 vs. 2640 Hz; *t* = -5.289, *df* = 17, *p* = 0.000). Protázio *et al.* (2015) reported on calls of specimens (SVL mean = 47.2, SD = 2.93 mm, *N* = three recorded males) from Cabaceiras, a Caatinga area in the state of

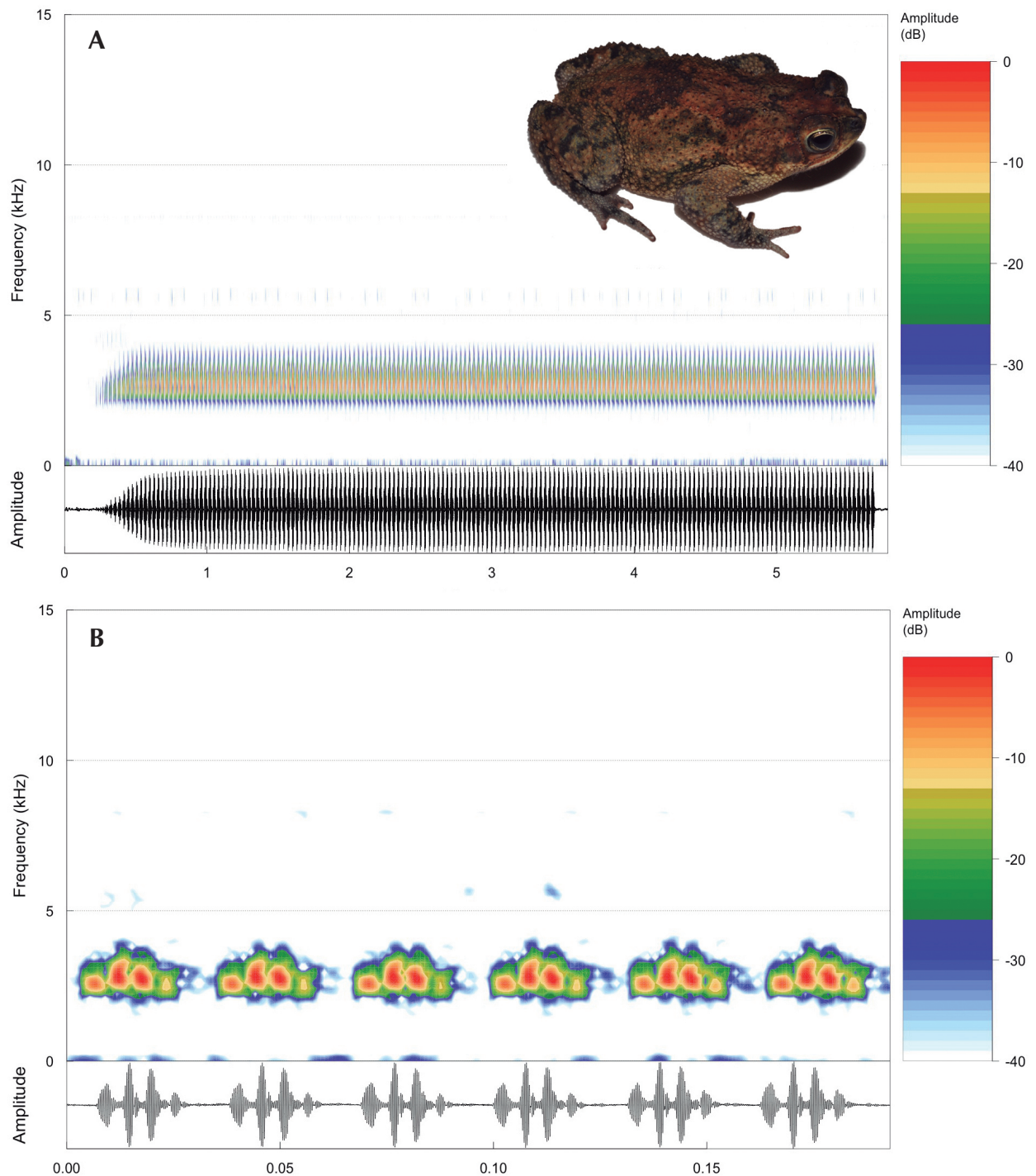


Figure 1. Spectrograms and respective oscillograms of the advertisement call of *Rhinella granulosa* from Andaraí, state of Bahia, Brazil. **(A)** A complete call (AndaraíBA5aAAGm671). **(B)** Six notes from the median portion of the call above illustrating pulses. Inset: an adult male (AAG-UFU 5610) from Caetitê (Bahia state, Brazil).

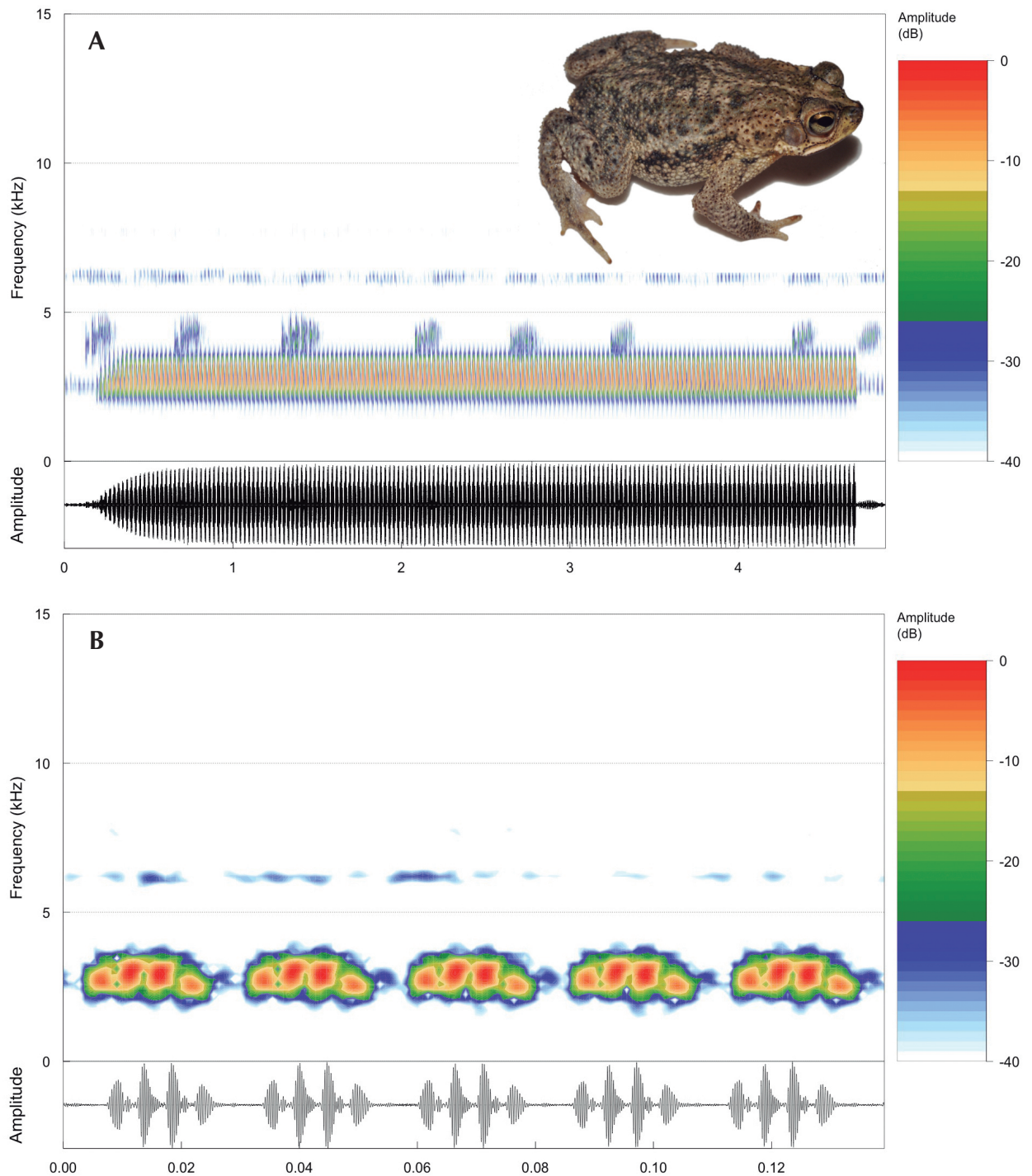


Figure 2. Spectrograms and respective oscillograms of the advertisement call of *Rhinella merianae* from Cantá, state of Roraima, Brazil. **(A)** A complete call (CantaRR2bAAGm671). **(B)** Five notes from the median portion of the call above illustrating pulses. Sound energy between 4–5 kHz (in A) are due to *Lysapsus laevis* (Anura: Pseudinae) calls and that around 8 kHz to a cricket. Inset: an adult male (call voucher AAG-UFU 5547) from Cantá (Roraima state, Brazil).

Paraíba (PB). Their data are similar to those of São-Pedro *et al.* (2011) but are significantly different from ours in dominant frequency (mean 2949 Hz; $t = -3.155$, $df = 13$, $p = 0.008$), but not in duration (0.67–6.80 vs. 3.7–9.6 ms). The slight differences in SVL between our sample and theirs may in part account for the lower dominant frequency we found because spectral traits are under morphological constraints, with smaller frogs producing calls with higher frequencies (Gerhardt and Huber 2002).

Our calls were recorded from interior localities of the state of Bahia, a region characterized by Caatinga (thorny vegetation), Atlantic Forest enclaves and human disturbed areas, while previous recordings from *R. granulosa* were from humid coastal (Atlantic Forest) and (arid) Caatinga (respectively), so it seems that present day climate is not a proximal factor promoting eventual populational isolation that could alternatively explain call differentiation, at least in dominant frequency. If call differences are not exclusively related to SVL, to random effects resulting from small sample sizes, and to clinal variation, features such as past climates and geographic barriers (e.g., relief and rivers) could have influenced population isolation/differentiation. Our samples are related to areas of the Espinhaço range (Chapada Diamantina) and are from south of the São Francisco River and its sand dunes, both regions known to harbor genetically differentiated animal populations in relation to those from the north (Oliveira *et al.* 2015, 2018). Therefore, our findings encourage further phylogeographic studies in order to elucidate the nature of the call differences found.

Regarding our data, *R. granulosa* differed from *R. merianae* in relation to inter-note interval (Wilcox Test, $Z = 2.79$, $p = 0.003$), note duration ($Z = 2.58$, $p = 0.009$), and dominant frequency ($Z = -3.16$, $p = 0.000$). Our sample of *R. granulosa* differed from those of *R. pygmaea* (Carvalho *et al.* 2013, $N = 2$ males), *R. azarai* (Guerra *et al.* 2011, $N = 2$ males), *R. fernandezae* (Salas *et al.* 1998, $N = 12$ males), and *R.*

dorbignyi (Guerra *et al.* 2011, $N = 13$ males) by having a modal number of four pulses (three in those species); *R. bergi* (Guerra *et al.* 2011, $N = 3$ males) has two and *R. major* (Köhler *et al.* 1997, $N = 1$ male; Guerra *et al.* 2011, $N = 4$ males; Bernardes *et al.* 2015, $N = 4$ males) has from five to eight. Compared to *R. mirandaribeiroi* (Morais *et al.* 2012, $N = 2$ males), our calls of *R. granulosa* can be distinguished by note duration (33 vs. 21 ms; $t = -7.476$, $df = 12$, $p = 0.000$) and dominant frequency (2463 vs. 2640 Hz; $t = 2.127$, $df = 12$, $p = 0.05$). Compared to *R. humboldti* (Torres-Suárez and Vargas-Salinas 2013, $N = 6$ males), our calls for *R. granulosa* can be distinguished by call duration (2.19 vs. 5.9 s, $t = 4.231$, $df = 16$, $p = 0.001$), number of notes per call (100 vs. 187, $t = 3.928$, $df = 16$, $p = 0.001$), and dominant frequency (3153 vs. 2640 Hz; $t = -7.792$, $df = 16$, $p = 0.000$). In a brief account considering calls, Murphy *et al.* (2017) reported a call composed of three-pulsed notes attributed to *R. beebei* ($N = 1$ male) with a frequency of 2750 Hz and a call with four pulsed notes attributed to *R. humboldti* ($N = 2$ males) with peak frequencies ranging between 2815 and 3150 Hz. Considering such a simple description, this call of *R. humboldti* cannot be differentiated from that of *R. granulosa*. *Rhinella granulosa* calls also could not be distinguished from those of *R. centralis* (Zweifel 1965, $N = 2$ males; Guerra *et al.* 2011, $N = 1$ male) in any analyzed trait.

Rhinella merianae

The type locality of *Rhinella merianae* is not precisely defined but is stated as in “head falls of Essequibo River, Guiana” (Frost 2018). Its call is known from a single male from Silves (AM) at the margins of the Amazon River in Brazil (Guerra *et al.* 2011). The calls we report herein were recorded closer to the type locality (≤ 250 km northeast), a locality also within the Giana Shield, a region expected to harbor endemic biotic elements (Carvalho and Carvalho 2012). Comparisons with our data regarding *R.*


granulosa were discussed above. Even though sample sizes precluded statistical tests, our data appear to differ from those of Guerra *et al.* (2011) in dominant frequency (2315 vs. 3036 Hz). Considering also that both samples likely came from specimens living in very different habitats (forest vs. lavrado [savanna]), such differences indicate the need for further taxonomic investigation (e.g., morphology and genetic distances) on the specific status of the Amazon River bank population. Hoogmoed and Gorzula (1979) also refer to this species as a primarily open area dweller in southeastern Venezuela.

The call of *Rhinella merianae*, which has four pulses, can be distinguished from that of *R. pygmaea* (Carvalho *et al.* 2013), *R. azarai* (Guerra *et al.* 2011), *R. fernandezae* (Salas *et al.* 1998), and *R. dorbignyi* (Guerra *et al.* 2011), all of which have three pulses; *R. bergi* (Guerra *et al.* 2011) has two pulses and *R. major* (Köhler *et al.* 1997, Guerra *et al.* 2011, Bernardes *et al.* 2015) has five to eight pulses. Considering data from the literature, *R. merianae* differs from *R. granulosa* by the number of notes per call both in São-Pedro *et al.* (2011) (149 vs. 193, $t = 2.98$, $df = 10$, $p = 0.014$) and in Protázio *et al.* (2015) (132, $t = 2.51$, $df = 10$, $p = 0.031$). *Rhinella merianae* differs from *R. mirandaribeiroi* (Morais *et al.* 2012) by the note duration (33 vs. 19 ms, $t = -10.38$, $df = 5$, $p = 0.000$) and dominant frequency (2463 vs. 3036 Hz; $t = 10.97$, $df = 4$, $p = 0.000$); from *R. humboldti* (Torres-Suárez and Vargas-Salinas 2013) by call duration (2.2 vs. 5.4 s, $t = 3.37$, $df = 9$, $p = 0.008$), number of notes per call (100 vs. 193, $t = 5.45$, $df = 9$, $p = 0.000$) and note duration (22 vs. 19 ms; $t = -4.954$, $df = 9$, $p = 0.001$). Murphy *et al.* (2017, $N = 1$) reported three-pulsed notes for *R. humboldti*, a feature observed in some notes of a male of *R. merianae*. Murphy *et al.* (2017) reported four-pulsed notes for *R. beebei* ($N = 2$ males) with (“mean”) frequency between 2815 and 3150 Hz; considering such a simple description, this call cannot be differentiated from that of *R. merianae*. From *R. centralis*

(Zweifel 1965, Guerra *et al.* 2011; both with $N = 1$ male), *R. merianae* can apparently be distinguished by note intervals (9 vs. 7 ms) and dominant frequency (2541 vs. 3036 Hz). Zimmerman (1983) reported on a call of *Rhinella granulosa* (25.4 mm SVL) from around Manaus (Amazonas state, Brazil) with dominant frequency of 2100 Hz. Considering the distribution map of Narvaes and Rodrigues (2009), Torres-Suárez and Vargas-Salinas (2013) attributed this call to *R. merianae*, which, according to our findings here, seems unlikely.

In summary, the differences we found in call data of *R. granulosa* and *R. merianae* indicate that further taxonomic investigations within an integrative approach (including data such as genetic distances) are needed to reevaluate the taxonomic status of some populations across their geographical distributions.

Acknowledgments

We thank B. F. V. Teixeira for his field assistance. Janalee P. Caldwell reviewed the English language. Cyro S. Bernardes made available his records. Two anonymous reviewers improved the draft. São Paulo Research Foundation (FAPESP) provided a doctoral fellowship to FSA (#2015/10728-7). Collection permit was issued by ICMBio/SISBIO (30059–7). Financial support was given to the AAG team by CNPq (#446935/2014-0 and #152548/2011-4) and FAPEMIG (#APQ-01724-14). A fellowship by CNPq was awarded to AAG (#305261/2010-0). The Bioacoustics Research Program of the Cornell University provided licenses for Raven. 

References

- Barbosa, R. I., C. Campos, F. Pinto, and P. M. Fearnside. 2007. The “lavrados” of Roraima: Biodiversity and conservation of Brazil’s Amazonian savannas. *Functional Ecosystems and Communities 1*: 29–41.

- Bernardes, C. S., T. R. Carvalho, and A. A. Giaretta. 2015. Advertisement call of *Rhinella major* (Anura: Bufonidae) from the lower Amazonas River basin with comments of intraspecific variation. *Zootaxa* 4012: 375–378.
- Bioacoustics Research Program. 2014. Raven Pro: Interactive Sound Analysis Software (Computer software). Version 1.5. The Cornell Lab of Ornithology, Ithaca, New York. URL: <http://www.birds.cornell.edu/raven>.
- Carvalho, T. M. and C. M. Carvalho. 2012. Interrelation of geomorphology and fauna of Lavrado region in Roraima, Brazil – suggestions for future studies. *Quaternary Science Journal* 61: 146–155.
- Carvalho, T. R., V. C. M. Tolentino, and A. A. Giaretta. 2013. Advertisement call of *Rhinella pygmaea* (Myers and Carvalho, 1952) (Anura: Bufonidae) from the northern State of Rio de Janeiro. *Herpetology Notes* 6: 229–231.
- Frost, D. R. 2018. Amphibian Species of the World: an Online Reference. Version 6.0 (29 Sep 2018). Electronic Database accessible at <http://research.amnh.org/herpetology/amphibia/index.html>. American Museum of Natural History, New York (USA). Captured on 29 September 2018.
- Gerbing, D. W. 2018. lessR: Less Code, More Results. R package version 3.7.4. URL: <https://cran.r-project.org/web/packages/lessR/index.html>.
- Gerhardt, H. C. and F. Huber. 2002. *Acoustic Communication in Insects and Frogs: Common Problems and Diverse Solutions*. Chicago. University of Chicago Press. 542 pp.
- Guerra, C., D. Baldo, S. Rosset, C. Borteiro, and F. Kolenc. 2011. Advertisement and release calls in Neotropical toads of the *Rhinella granulosa* group and evidence of natural hybridization between *R. bergi* and *R. major* (Anura, Bufonidae). *Zootaxa* 3092: 26–42.
- Hoogmoed, M. S. and S. J. Gorzula. 1979. Checklist of the savanna inhabiting frogs of the El Manteco region with notes on their ecology and the description of a new species of treefrog (Hylidae, Anura). *Zoologische Mededelingen* 54: 183–216.
- Hothorn, T., K. Hornik, M. A. Van de Wiel, and A. Zeileis. 2008. Implementing a class of permutation tests: the coin package. *Journal of Statistical Software* 28: 1–14.
- Köhler, J., M. Jansen, A. Rodríguez, P. J. R. Kok, L. F. Toledo, M. Emmrich, F. Glaw, C. F. B. Haddad, M. O. Rödel, and M. Vences. 2017. The use of bioacoustics in anuran taxonomy: theory, terminology, methods and recommendations for best practice. *Zootaxa* 4251: 1–124.
- Köhler, J., S. Reichle, and G. P. Bonn. 1997. Advertisement call of three species of *Bufo* (Amphibia: Anura: Bufonidae) from lowland Bolivia. *Stuttgarter Beiträge zur Naturkunde* 562: 1–8.
- Murphy, J. C., T. Angarita-Sierra, J. R. Downie, and M. J. Jowers. 2017. Toads, tall mountains and taxonomy: the *Rhinella granulosa* group (Amphibia: Anura: Bufonidae) on both sides of the Andes. *Salamandra* 53: 267–278.
- Morais, A. R., R. P. Bastos, B. B. Annunziata, M. N. C. Kokubum, and N. M. Maciel. 2012. Description of the advertisement call of *Rhinella mirandaribeiroi* (Gallardo, 1965) (Anura: Bufonidae). *Zootaxa* 3265: 66–68.
- Narvaes, P. and M. T. Rodrigues. 2009. Taxonomic revision of *Rhinella granulosa* species group (Amphibia, Anura, Bufonidae), with a description of a new species. *Arquivos de Zoologia, São Paulo* 40: 1–73.
- Oliveira, E. F., M. Gehara, V. A. São-Pedro, X. Chen, E. A. Myers, F. T. Burbrink, D. O. Mesquita, A. A. Garda, G. R. Colli, M. T. Rodrigues, F. J. Arias, H. Zaher, R. M. L. Santos, and G. C. Costa. 2015. Speciation with gene flow in whiptail lizards from a Neotropical xeric biome. *Molecular Ecology* 24: 5957–5975.
- Oliveira, E. F., P. A. Martinez, V. A. São-Pedro, M. Gehara, F. T. Burbrink, D. O. Mesquita, A. A. Garda, G. R. Colli, and G. C. Costa. 2018. Climatic suitability, isolation by distance and river resistance explain genetic variation in a Brazilian whiptail lizard. *Heredity* 120: 251–265.
- Pereyra, M. O., D. Baldo, B. L. Blotto, P. P. Iglesias, M. T. C. Thomé, C. F. B. Haddad, C. Barrio-Amorós, R. Ibáñez, and J. Faivovich. 2015. Phylogenetic relationships of toads of the *Rhinella granulosa* group (Anura: Bufonidae): a molecular perspective with comments on hybridization and introgression. *Cladistics* 2015: 1–18.
- Protázio, A. S., R. L. Albuquerque, L. M. Falkenberg, and D. O. Mesquita. 2015. Acoustic ecology of an anuran assemblage in the arid Caatinga of northeastern Brazil. *Journal of Natural History* 49: 957–976.
- R Core Team. 2018. R: A Language and Environment for Statistical Computing. R Foundation for Statistical Computing, Vienna, Austria. Version 3.4.1. URL <https://www.R-project.org/>.
- Salas, N. E., M. V. Zavattieri, I. E. Di Tada, A. L. Martino, and M. E. Bridarolli. 1998. Bioacoustical and ethoecological features in amphibian communities of Southern Córdoba Province (Argentina). *Cuadernos de Herpetología* 12: 37–46.
- São-Pedro, V. A., P. H. Medeiros, and A. A. Garda. 2011. The advertisement call of *Rhinella granulosa* (Anura, Bufonidae). *Zootaxa* 3092: 60–62.

- Sueur, J., T. Aubin, and C. Simonis. 2008. Seewave, a free modular tool for sound analysis and synthesis. *Bioacoustics* 18: 213–226.
- Torres-Suárez, O. L and F. Vargas-Salinas. 2013. The advertisement call of the toad *Rhinella humboldti* (Bufonidae). *Zootaxa* 3702: 198–200.
- Zimmerman, B. L. 1983. A comparison of structural features of calls of open and forest habitat frog species in the Central Amazon. *Herpetologica* 39: 235–246.
- Zweifel, R. G. 1965. Distribution and mating calls of the Panamanian toads, *Bufo coccifer* and *B. granulosus*. *Copeia* 1965: 108–110.

Editor: Ulisses Caramaschi

Appendix I. Analyzed file labels from the AAG collection, Laboratório de Taxonomia, Sistemática e Evolução de Anuros Neotropicais. All files have the extension wav. Recorder/microphone: PMD 670 = Marantz PMD 671; ME66/K6 = ME66/K6 Sennheiser; ME67/K6 = ME67/K6 Sennheiser; ME67/K6 = ME67/K6 Sennheiser. BA = Bahia state, RR = Roraima state.

Label	Date	Municipality (state)	Time (h)	Air (°C)	Recorder/microphone	Voucher AAG-UFU
Rhinella_granulosaAndaraiBA1aAAGm671	26 Nov 2016	Andaraí (BA)	21:08	22	PMD 671/ME67/K6	5663
Rhinella_granulosaAndaraiBA1bAAGm671	26 Nov 2016	Andaraí (BA)	21:10	22	PMD 671/ME67/K6	5663
Rhinella_granulosaAndaraiBA2aAAGm671	27 Nov 2016	Andaraí (BA)	21:00	21	PMD 671 ME67/K6	-
Rhinella_granulosaAndaraiBA3aAAGm671	27 Nov 2016	Andaraí (BA)	21:32	21	PMD 671 ME67/K6	-
Rhinella_granulosaAndaraiBA5aAAGm671	27 Nov 2016	Andaraí (BA)	21:41	21	PMD 671 ME67/K6	-
Rhinella_granulosaAndaraiBA6aAAGm671	27 Nov 2016	Andaraí (BA)	21:51	21	PMD 671 ME67/K6	5664
Rhinella_granulosaAndaraiBA7aFSA_AAGm	27 Nov 2016	Andaraí (BA)	21:14	21	PMD 670 /ME66/K6	-
Rhinella_granulosaAndaraiBA8aFSA_AAGm	27 Nov 2016	Andaraí (BA)	21:16	21	PMD 670 /ME66/K6	-
Rhinella_granulosaAndaraiBA9aFSA_AAGm	27 Nov 2016	Andaraí (BA)	21:30	21	PMD 670 /ME66/K6	-
Rhinella_granulosaCaetiteBA1aAAGm671	24 Nov 2016	Caetité (BA)	22:23	27	PMD 671 /ME66/K6	5610
Rhinella_granulosaCaetiteBA2aFSA_AAGm	24 Nov 2016	Caetité (BA)	22:21	27	PMD 670 /ME66/K6	-
Rhinella_granulosaCaetiteBA2bFSA_AAGm	24 Nov 2016	Caetité (BA)	22:26	27	PMD 670 /ME66/K6	-
Rhinella_granulosaXiqueXiqueBA2cCBS_AAGm671	23 Mar 2015	Xique-Xique (BA)	22:56	23	PMD 671 ME67/K6	-
Rhinella_granulosaXiqueXiqueBA3bCBS_AAGm671	23 Mar 2015	Xique-Xique (BA)	23:00	23	PMD 671 ME67/K6	-
Rhinella_merianaeCantáRR1aAAGm671	21 July 2016	Cantá (RR)	20:54	26	PMD 671 /ME66/K6	5546
Rhinella_merianaeCantáRR1bAAGm671	21 July 2016	Cantá (RR)	20:55	26	PMD 671 /ME66/K6	5546
Rhinella_merianaeCantáRR2aAAGm671	21 July 2016	Cantá (RR)	21:07	26	PMD 671 /ME66/K6	5547
Rhinella_merianaeCantáRR2bAAGm671	21 July 2016	Cantá (RR)	21:08	26	PMD 671 /ME66/K6	5547
Rhinella_merianaeCantáRR2cAAGm671	21 July 2016	Cantá (RR)	21:12	26	PMD 671 /ME66/K6	5547
Rhinella_merianaeCantáRR3aAAGm671	21 July 2016	Cantá (RR)	21:29	27	PMD 671 /ME66/K6	5548
Rhinella_merianaeCantáRR4aAAGm671	25 July 2016	Cantá (RR)	22:10	27	PMD 671 /ME66/K6	5556
Rhinella_merianaeCantáRR5aAAGm671	25 July 2016	Cantá (RR)	21:55	27	PMD 671 /ME66/K6	5557